

# Traditional Split Face

From...



**BAINES**  
**MASONARY**  
BLOCKS PTY LTD

## Traditional Split Face Blocks





## HOW TO GET THE BEST RESULTS FROM BAINES MASONRY BLOCKS

### DO NOT WET BLOCKS

**Baines Masonry Blocks** should be dry when laid in the wall to minimise subsequent shrinkage.

### CLEANING CONCRETE MASONRY

Keep mortar off the face of the blocks. Clean off droppings as work progresses and before mortar sets. Cleaning down with acid should be avoided whenever possible.

A guide to cleaning concrete masonry is available from the Concrete Masonry Association website - [www.cmaa.com.au](http://www.cmaa.com.au)

### COLOUR

Care should be taken to order enough product to complete the project at the same time to avoid the possibility of batch variations.

### WATER RESISTANCE

**Baines Masonry's** split face blocks are manufactured using pre sealing technology. We use an innovative silicone water repellent mixture that will significantly reduce water absorption, and hence reduce the possibility of efflorescence, mould or mildew staining. This technology incorporated during the production process ensures that these properties stay as a part of the concrete for its entire life.

**Baines Masonry** recommends using the same water repellent mixture for mortar or render as a general water resistant additive. This is available for purchase from **Baines Masonry**.

### CONTROL OF SHRINKAGE CRACKING

**Baines Masonry Blocks** behave differently to clay brick in regard to moisture movement and temperature changes. Assuming sound foundations are provided, cracks in walls can be avoided by the correct use of control joints, bond beams and/or joint reinforcement.

Rules for the use of these elements are contained in **Australian Standard 3700-2001**.

### USEFUL ESTIMATING DATA

Blocks with 390x190mm face size = 12.5 blocks per square metre.

To core fill 200mm blocks allow 0.8m<sup>3</sup> of concrete per 100 blocks.

To core fill 150mm blocks allow 0.6m<sup>3</sup> of concrete per 100 blocks.

## MORTAR TYPES

| AS 3700 CLASS | CEMENT | SAND | MORTAR ADDITIVE* | TYPICAL APPLICATIONS  |
|---------------|--------|------|------------------|---|
| M4            | 1      | 4    | YES**            | Structural Blockwork and severe exposure - fences - external walls adjacent to seafront |
| M3            | 1      | 5    | YES**            | General Purpose with moderate exposure  |

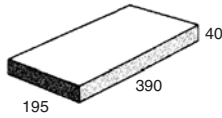
\* Mortar Additive should be of silicone base waterproofing or water repellent additive.

\*\*Refer to Mortar Additive Manufacturers recommendations for additive quantities.


Oxide can be added to mortar to have it match colour of block work.

# SPLIT FACE SERIES – HOLLOW 190mm, 140mm & 90mm thick walls


## Capping



**50.31**  
200mm  
capping



**60-230**  
Tasman 200mm  
split face capping



**50.245**  
Bull nose capping\*  
(Left and right hand  
corners also available)

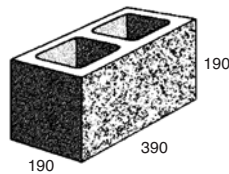
\* Due to difference  
in wet and dry cast  
production colour  
between the  
processes may vary

## 200mm

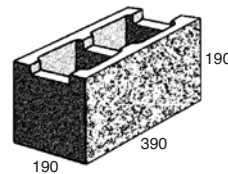
**fcu 15**

**Pallets come as  
a mixture of**

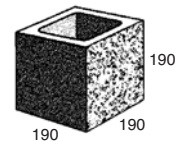
20.121 and 20.142  
Approx 1/4 20.121  
Approx 3/4 20.142



**20.121**  
Hollow  
- full length



**20.142**  
Top groove  
- full length

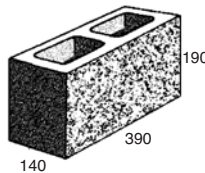


**20.123**  
Hollow half  
- cut to order

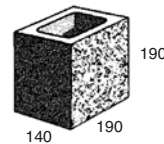
## 150mm

*Commercial Quantities Only*

**fcu 15**



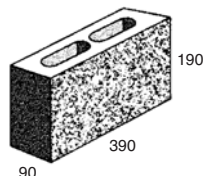
**15.121**  
Hollow  
- full length



**15.123**  
Hollow half  
- cut to order

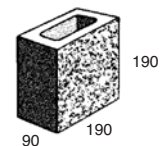
## 100mm

**fcu 10**



**10.121**  
Hollow  
- full length






**One core is solid  
from 1 in 3 blocks  
for splitting corners**



**10.123**  
Half  
- cut to order

# Traditional Split Face

## Traditional Split Face Blocks



Colours displayed in this brochure are to be used as a guide only. Colours are as close as printing process will allow.

Displays in stores may vary to actual colour due to batch variation. Obtain samples from Baines Masonary for current batch colour.

Care should be taken to order sufficient product to complete job at one time to avoid batch variation.

Surplus blocks not returnable. No claims after 7 days or once products have been incorporated in construction.

**CHECK WITH YOUR LOCAL COUNCIL TO ENSURE ALL LOCAL BUILDING CODES ARE COMPLIED WITH**



**BAINES**  
**MASONARY**  
**BLOCKS PTY LTD**

ABN 27 002 690 253

**Seropeco Australia Pty Ltd**  
**Independent Building Supplies**

Unit 10 369 Victoria Street  
Wetherill Park NSW 2164

Ph: 1300 662 554 or 02 9757 3222

Fax: 02 9725 3777 [www.ibs.com.au](http://www.ibs.com.au)

BMB-SPLIT-SER009